



CENTRAL CLEANING  
SYSTEM FOR HOMES

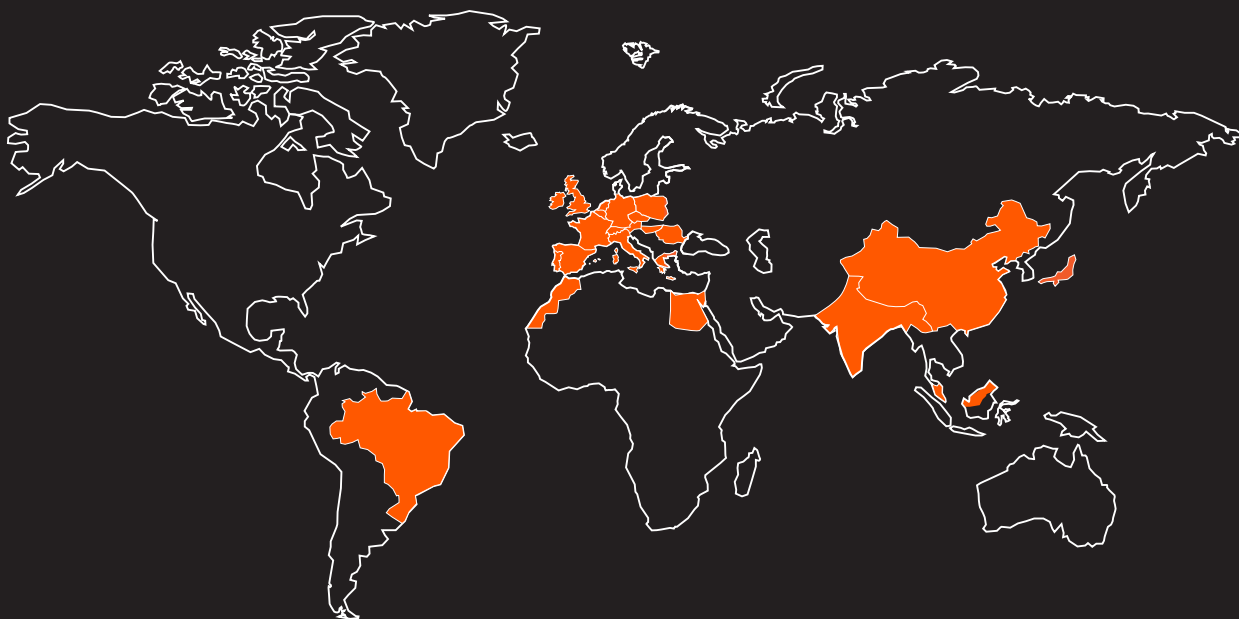


## Welcome to SACH and the world of central vacuums

The purpose of this catalogue is to provide you with an overview of how a central vacuum works, its benefits and applications both for homes of all sizes and commercial buildings of all types and, at the same time give you a flavour of the extensive range of central vacuum products and accessories carrying the SACH brand.

### THE COMPANY

In our quest to offer the most advanced central vacuums on the market SACH works with the best supply partners to develop central vacuums suitable for all types of domestic and commercial applications. With an average stock of 5,000 units in its Madrid warehouse SACH can supply its customers in more than 20 countries in double-quick time.



### MORE THAN 20 COUNTRIES

Spain *China* Great Britain Portugal Germany Brazil Italy  
Marrocod *Ireland* **Greece** France *Ungria* *Tunisia* Malaysia  
Belgium Israel Holland Luxembourg **Czech Republic** *India ...*

# WHAT IS A CENTRAL VACUUM?

SACH is a central vacuum system installed in the home by means of a network of PVC ducting. It consists of a number of vacuum inlet valves located strategically around the home connected to the central vacuum unit, which is normally positioned in the garage, utility room or boiler room, for example.


## ADVANTAGES CENTRAL VACUUM

**IT'S CONVENIENT:** Simply connect the light-weight plastic hose to one of the vacuum inlet valves and it's ready to vacuum!

**IT'S QUIET:** Because the relatively quiet central vacuum unit is located away from the main living areas you don't experience the same disturbance you would with a normal vacuum cleaner.

**IT'S CLEAN:** It removes the dust particles and germs which circulate in the air. Dust and dirt travel through the piping to the central vacuum unit located well away from the main living areas.

**IT PROVIDES VALUE:** It's a practical, viable investment for regular cleaning, which enhances your quality of life and at the same time provides added value to your home, setting it apart from normal houses.



1  
4  
Vacuum inlet valve



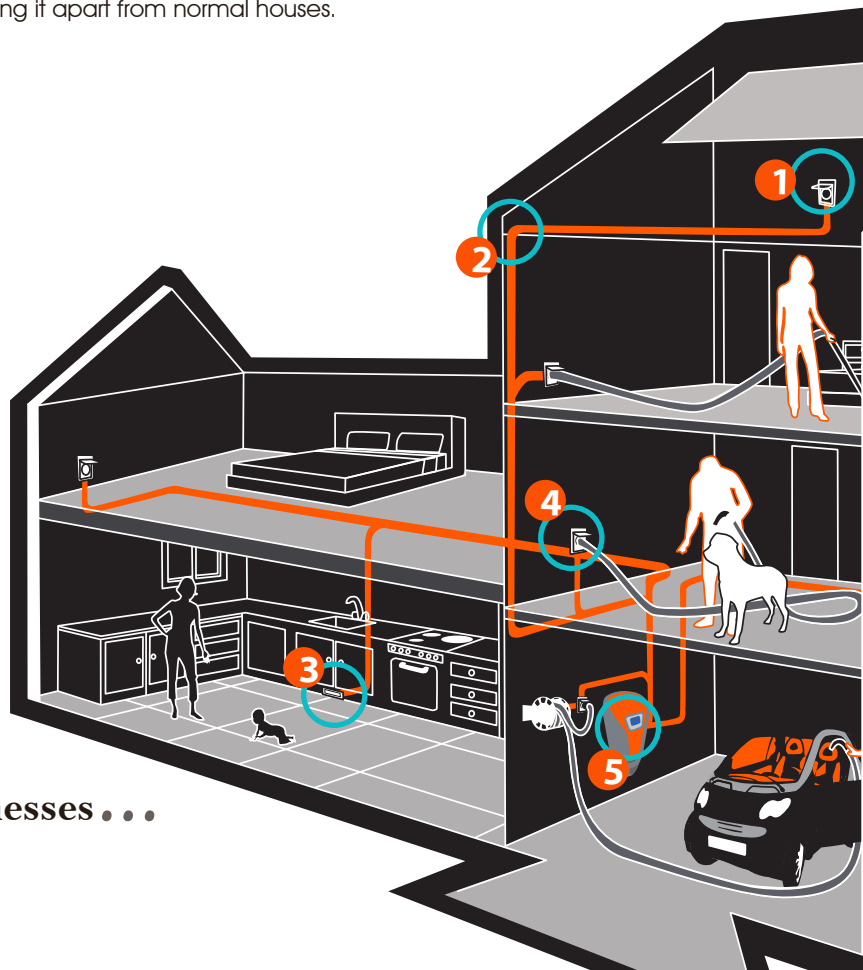
2  
PVC ducting



3  
Kitchen sweep inlet



5  
Central Vacuum Unit  
(for a detached property)



## PLACES TO INSTALL

detached homes flats

garrets offices theatres

town houses clinics stores

cinemas hairdressing salons businesses...

# VAC dynamic & digital

Cutting edge design and technological innovation are defining characteristics of "SACH VAC", a central vacuum unit created to satisfy the ever more exacting requirements of the market place.

**Vac dynamic:** Simple and efficient, available in 1.6, 1.8 and 2.4kW versions to suit all sizes of home.

**Vac digital:** Incorporating an advanced digital display to provide up-to-date information on the condition of your central vacuum, this high end unit is also available in 1.6, 1.8 and 2.4kW versions.



# What's new about VAC?

Transforming the needs of the user into innovative solutions-the very essence of a SACH VAC central vacuum.



## Pro-Tecta by sach

SACH has developed its Pro-Tecta filtration system which incorporates a plastic mesh grill on which dust is caught but doesn't stick to, meaning that it needs to be cleaned less frequently. This user-friendly filter is easy to clean making it one of the most effective in the market.


## Muffler

VAC's motor housing comprises three separate zones-a motor cooling area, the electronic system and the silencer and air outlet meaning greater motor protection and a noise level below 60dB.



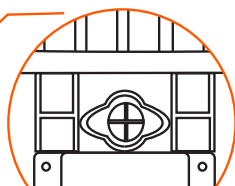

## Carbon Filter

The central vacuum's cooling system incorporates a carbon filter to trap dust from the motor brushes which would otherwise be expelled into the atmosphere.



## Electronics

Modifications to the electronics of the new "SACH VAC" range provide a smoother increase in motor speed whilst consuming less energy.



Relief valve detail.

## Relief Valve

The practical addition of a regulating valve to our central vacuum units provides further protection to the motor by ensuring each motor continues to be cooled when there is a blockage in the system or the filter is clogged. (Available on models with two motors)



# VAC dynamic

Our new VAC Dynamic model combines simplicity and effectiveness in a reliable high quality central vacuum unit.

Detached homes, lofts, apartments...

## KIT STANDARD - KIT ON/OFF - KIT WIRELESS SYSTEM

For Dynamic you can choose from three accessory kits:

1. Kit wireless system
2. Kit on/off
3. kit standard

## 360° Swivel

Hose Handle/Connector Cuff

\* The Standard Kit does not include the wand tool caddy.



1. Wireless

2. On/off

3. Standard



# VAC digital

SACH's new VAC Digital model is one of the most innovative central vacuum units on the market. Developed to satisfy the rigorous requirements of daily cleaning it's suitable for all types of home.

Ideal for detached homes and town-houses...

## Digital display

It's now possible to view all information provided by the central vacuum's digital control panel from the remote display installed on the wall in your house.



## 360° Swivel

Hose Handle/  
Connector Cuff



Central vacuum available with or without accessory kit.

## KITS AND ACCESSORIES

SACH can offer a wide range of kits:

1. ON/OFF KIT, 2. ON/OFF PLUS KIT, 3. WIRELESS KIT,  
4. BUDGET KIT, 5. STRETCH HOSE KIT.

The big difference between SACH hoses and other models in the market is the 360° swivel at both the handle and the valve connection making them easier to use.



innovative

ergonomic  
*easy-to-use*

convenient



## CLEANING ACCESSORIES



COMBINATION TOOL WITH FELT PAD



HARD FLOOR TOOL



UPHOLSTERY TOOL WITH  
NATURAL FIBRE SLIDE



DUST BRUSH



WAND TOOL HOLDER



WALL WAND HOLDER



TOOL CADDY BAG



CREVICE TOOL



STANDARD HOSE HANGER



ALUMINIUM TELESCOPIC WAND

360° Swivel  
Hose Handle/  
Connector Cuff



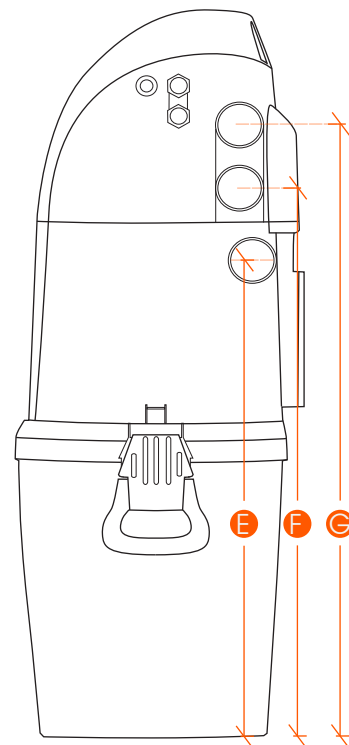
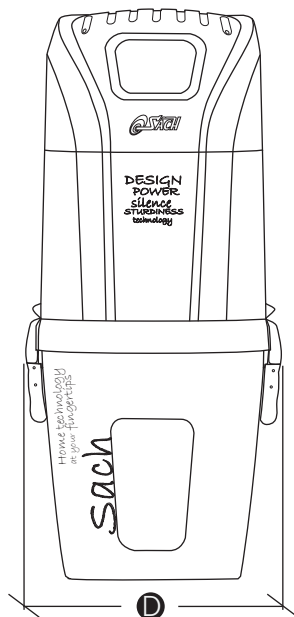
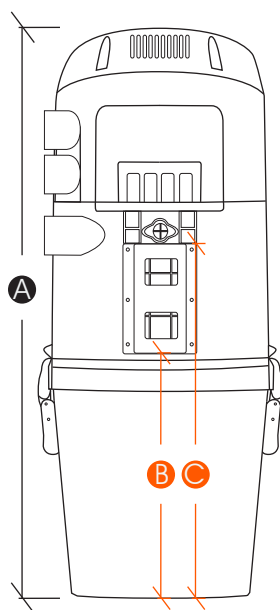


# TECHNICAL CHARACTERISTICS

	1.8	2.4
Power (W)	1800	2400
Air-Flow (m³/h)	210	294
Airwatts	643	835
Water-Lift (mm/H2O)	3300	2800
Surface Area (Hepa Filter cm²)	3000	3000
Bin Capacity (L)	28	28
Noise Level (dB)	≤60	≤60

## INSTALLATION GUIDELINES

Size of Home in M²	≤500	≤900
Maximum Distance – Inlet Valve (lm)	50	60
Nº of Inlet Valves	12	20



	A	B	C	D	E	F	G
VAC 1.8	925mm	440mm	610mm	395mm	620mm	780mm	—
VAC 2.4	925mm	440mm	610mm	395mm	620mm	710mm	780mm

# INLET VALVES

## EUROPEAN INLET VALVE

A highly versatile inlet valve defined by its simplicity, and available in a wide range of colours to match any decor.



## FULL DOOR INLET VALVE

The crisp clean lines of this hard-wearing ABS valve make it a sure-fire bet in all environments.



white

## DESIGN INLET VALVE

As the name suggests, this inlet valve's strong identity provides a distinctive designer touch to any living space. The wide range of colours available means it is at home in any environment.



## JAVEA INLET VALVE

Simplicity and elegance define this outstanding inlet valve which would grace any home.



# SACH EXCLUSIVE CLEANING ACCESSORIES

## PIPE CLEANING KIT

This innovative system provides a novel and effective method of keeping your pipe-work clear.



## HOSE HANDLE FILTER FOR LIQUIDS AND SOLID OBJECTS

Accessory designed to allow liquids or solid objects to be vacuumed up without them entering into the pipe network.

